

Agilent 81150A Pulse Function Arbitrary Noise Generator Applications

New 3-in-1 instrument: Accurate Pulse, Function Arbitrary and Noise Generation in a single box

Version 1.0


Noise and Jitter
Tolerance Testing

Noise Source
for SATA

Radar

Nanotechnology

Nuclear Power



81150A Pulse Function Arbitrary Noise

Introduction



The Agilent 81150A Pulse Function Arbitrary Noise Generator focuses on engineers in manufacturing, R&D and education across the industry.

The new class of instrument combines three instruments in one:

- High precision **Pulse Generator** is enhanced with a versatile signal generator, offering distortion capabilities to stress your device to its limit.
- **Function Arbitrary Generator** provides versatile waveforms and modulation capabilities to adapt the signal to devices requirements.
- **Noise Generator** combines two required extremes: random noise and repeatable noise with very long repetition rates for simple problem identification.

Device emulation, precise clock source, noise immunity testing, simulation customer design, DC brushless motors, sonar testing, modulator testing component testing, mixed signal devices, trigger ...

The versatile instrument is a must have for every lab as many different devices under test can be stimulated.

In addition, the Agilent 81150A lets you inject noise for testing serial bus standards.

Wherever precise, versatile signals and distortion capabilities are needed, the 81150A is the instrument of choice.

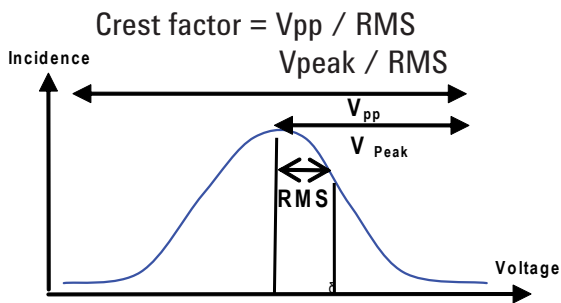
The 81150A provides accurate and accelerated insight into your device through ideal and real-world signals. Just generate the signal you need – because just enough is not enough.

Noise and Jitter Tolerance Testing

Jitter and noise cause misalignment of edges and levels, resulting in data errors. Noise is by its nature unpredictable because it can have many different causes, from signal interference caused by sudden voltage changes, to distortions introduced during transmission.

It is important to be able to simulate noise-based malfunctions, for example to identify the additive noise produced by receiving systems – it is cheaper to lower the noise figure than to increase the transmitter power. The Agilent 81150A lets you control the quality of the noise and test different cases according to various specifications.

Gaussian white noise is a good approximation of many real-world situations and creates mathematically traceable models, with statistical independent values.



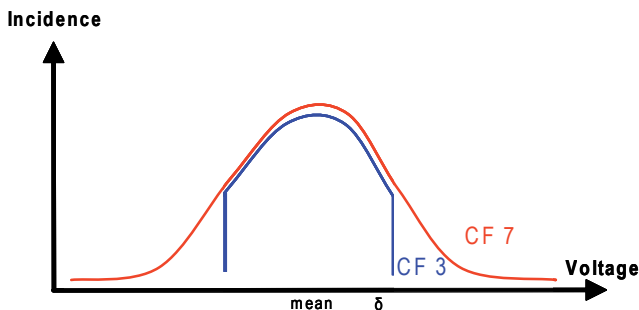
Crest factor definition

The crest factor is an indicator of signal quality. The higher the crest factor is, the more noise is used.

The Agilent 81150A provides four selectable crest factors using V_p/RMS or V_{pp}/RMS . The V_p/RMS definition is used by the 81150A.

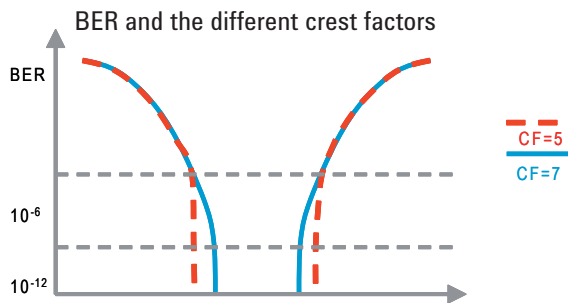
RX jitter tolerance tests conducted by a noise source with a low crest factor might let you pass the test even if the device is momentarily substandard.

Different Crest Factors



Gaussian curve of crest factor 3 and 7

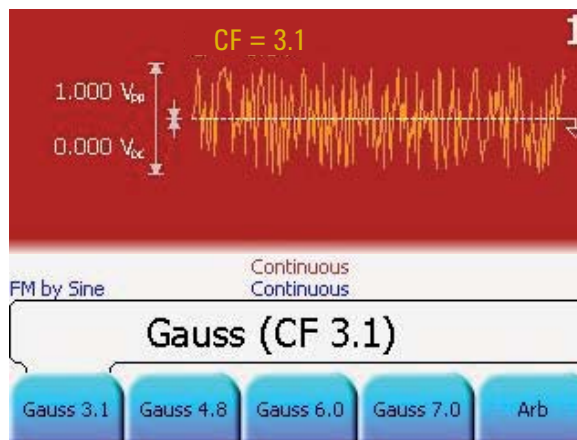
The crest factor of seven corresponds to a BER 10^{-23} which is required by the serial bus standards.



Bath tub with different crest factors

The noise provided by the Agilent 81150A is triggerable and the signal repetition rate is 26 days. This guarantees randomness and repeatability.

The Agilent 81150A lets you define any arbitrary distribution, which is ideal if you need your noise with a non-gaussian distribution.



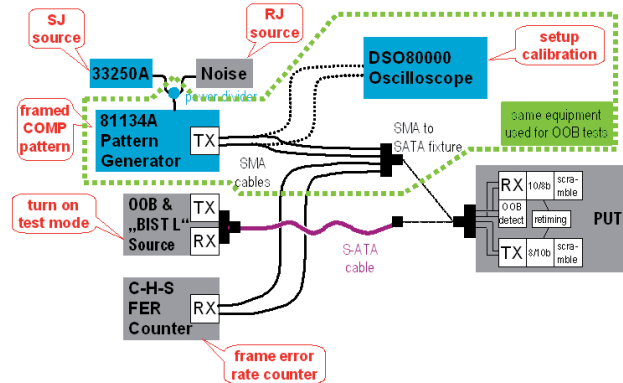
Agilent 81150A noise probability function screen

The Agilent 81150A provides deterministic white noise either with gaussian or arbitrary distribution with a signal repetition rate of 26 days. You can trigger the noise to start when you need it and your results are repeatable.

Noise Source for SATA

Serial ATA (SATA) is the next generation personal computer storage interface. SATA I operates at 1.5 Gb/s, SATA II at 3 Gb/s and SATA III at 6 Gb/s.

In order to perform receiver jitter tolerance testing on SATA transceivers, several pieces of equipment are needed.



SATA Receiver test set up

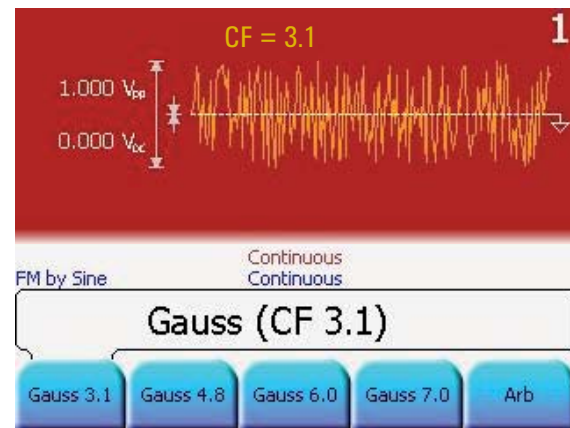
So far an Agilent 33250 was needed for the sinusoidal jitter and a noise source for the random / deterministic jitter. The jitter is injected to the delay control in line of a Pattern Generator, which generates the signal with the appropriate frequency.

The 81150A can generate both jitter types in one instrument, thus providing a cost effective solution as two instruments with a power divider are no longer required.

Random Jitter

The Agilent 81150A Pulse Function Arbitrary Noise Generator provides deterministic gaussian white noise, with a signal repetition of 26 days. You can decide on any arbitrary distribution and trigger the noise to start when you need it.

You can select the required crest factor of seven – using V_p/RMS . This crest factor corresponds to a BER 10⁻¹².



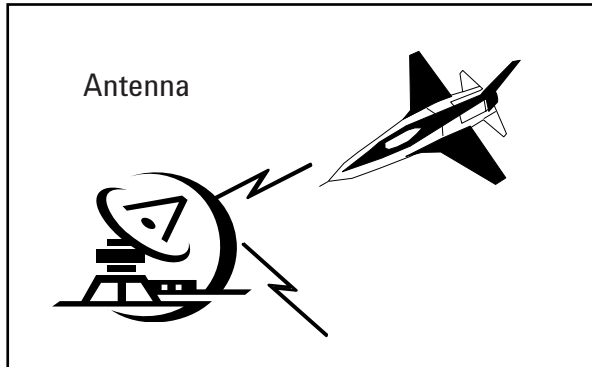
Agilent 81150A noise probability function screen

Sinusoidal Jitter

For the sinusoidal jitter select a sine wave and set the required frequency. Calibrate the jitter by adjusting the amplitude and observing the jitter on the jitter measurement device.

The 81150A is integrated in the Agilent test automation software platform N5990A option 103. The software provides compliance and interoperability testing and fully controls the test setup including sinusoidal and random noise.

Radar Communication Systems in the Aviation and Military Industries



Radar distance test to airborne planes

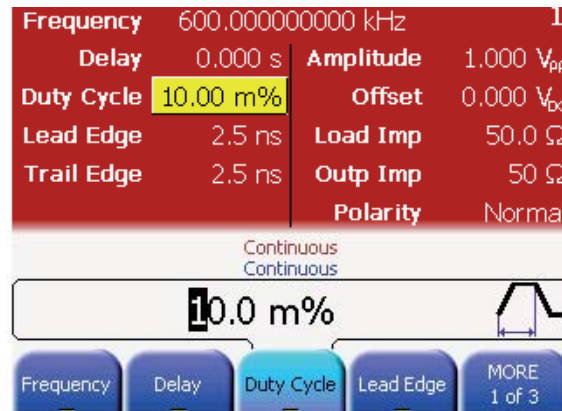
Agilent Technologies Pulse Generators are often used for testing radar communication systems in the military industry and the aviation industry. The application note Radar Distance Test to Airborne Planes [5968-5843E] describes the usage of the 81110A.

To determine the distance of a target object e.g. an airborne plane, a triggered pulse train is sent from the control tower's radar system to an airborne plane. The plane responds with a standard signature which is sent back to the control tower. The tower receives the signal, recognizes the signature, and then analyzes the delay to determine the distance between the tower and the airborne plane.

Important functionality:

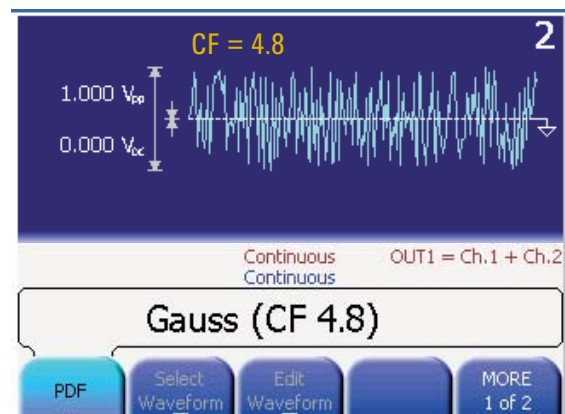
- rise / fall times 2.5 ns
- triggered pulse stream internally or via an external signal
- burst of pulse stream
- small duty cycles
- highest possible frequency accuracy.

The 81150A can be used to simulate the radar signal. Varying the delay from the external trigger to the start of the output signal can simulate various distances from the control tower.



Example settings channel 1

Besides the precise signal with accurate rise and fall times of 2.5 ns a distortion of the signal is interesting.



Channel 2 with selected crest factor of 4.8

The crest factor is a sign of signal quality, the higher the crest factor the more complete – real world – noise is available. The channel add functionality can add the signal of channel two to channel one. So any modulation or noise with different crest factors can be added to the precise signal.

Control the Amount of Energy for Nanotechnology Devices

Nanotechnology starts to gain importance in the semiconductor technologies through denser memory, faster processors and electronic devices that need less power.

Engineers need to fully characterize devices and materials, which require

- small voltage
- accurate and repeatable measurements.

The measurement techniques and instruments require minimal noise and other sources of error that might interfere with the signal.

It is very important to control the amount of energy during the measurement otherwise you damage the device under test.

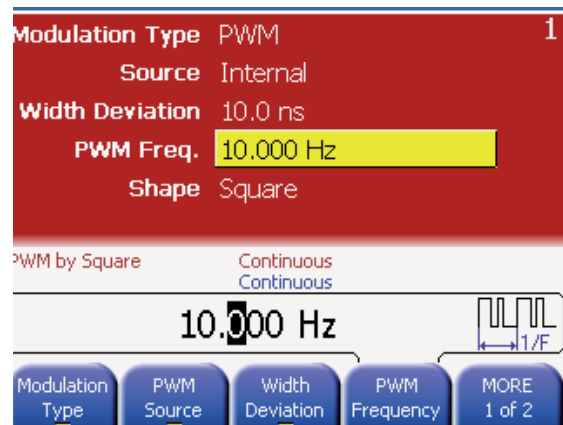
Short pulses and bursts of pulses are important to avoid heat generation. Small duty ratio allows the device under test to cool down and short pulse width avoids leakage through gate oxide.

The Agilent 81150A provides

- pulse width 4.16 ns to (period - 4.16ns)
- transition times 2.5 ns to 1000 s (10/90)
- variable rise and fall time
- differential output
- pulse width modulation for real stress test.

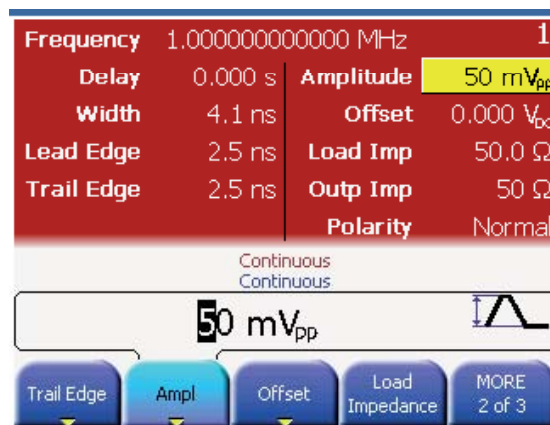
The Agilent 81150A is a Pulse Generator, an instrument typically used for this kind of measurements. It guarantees accurate and repeatable measurements.

The combination of the Pulse and Function Arbitrary Generator allow special stress tests like the pulse width modulation. The modulation of the duty cycle allows for control of the amount of power, which is critical for this type of device.

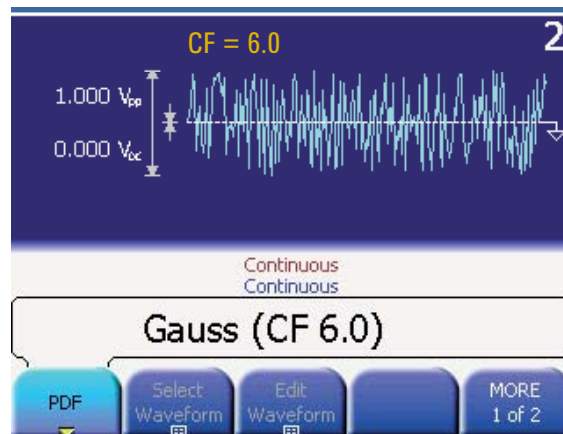


Setting up a pulse width modulation

The 81150A includes a noise generator as well. Through channel add, noise can be added to the pulse or pulse width modulated signal. By adding different amounts of noise you can stress your device to its limit.



Setting up a pulse



Setting up noise

Signal Emulation for Nuclear Power-Stations

Simulation solutions for reactor stability testing are very sensitive. It is extremely important that the monitoring system is well tested and fault events generate an alarm.

When barium sticks are pulling out, pulse quantity increases exponentially. The verification of the alarm and monitoring system require generators to simulate an exponential increase of pulse frequency whereby the pulse duration has to be consistent.

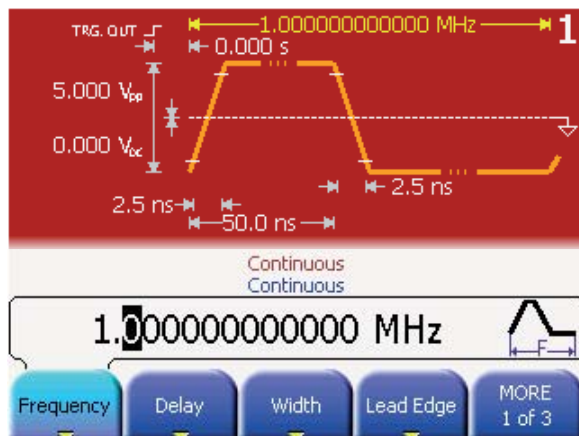
Required signal:



T(n) must vary in exponential law. Pulse duration should be constant. Period between pulses is exponential.

Previously both a Pulse Generator and an Arbitrary Generator were needed for this application, however, the 81150A combines an Agilent proven Pulse Generator and a Function Arbitrary Generator, meaning only one instrument is needed.

The first channel provides the pulses.



81150A pulse generator configuration screen

The second channel provides a frequency sweep and triggers the first channel.



81150A frequency sweep configuration screen

The Agilent 81150A allows the reduction from two to one instrument which corresponds with higher test efficiency.

For this application the two channel version is needed. The channels can work entirely independent as required with this application, but the channels can be coupled with a defined delay as well.

Related Literature

Pub. No.

Agilent 81150A Pulse Function Arbitrary Noise Generator Data Sheet	5989-6433EN
Agilent 81150A Pulse Function Arbitrary Noise Generator Demo Guide	5989-7718EN
Agilent 81150A Pulse Function Arbitrary Noise Generator Flyer	5989-7720EN
Pulse Pattern and Data Generator Brochure	5980-0489E

Product specifications and descriptions in this document are subject to change without notice.

For the latest version of this document, please visit our website at www.agilent.com/find/81150 and go to the Product Library.

 www.agilent.com/find/81150



www.lxistandard.org

LXI is the LAN-based successor to GPIB, providing faster, more efficient connectivity. Agilent is a founding member of the LXI consortium.



Agilent Email Updates

www.agilent.com/find/emailupdates

Get the latest information on the products and applications you select.



www.agilent.com/find/open

Agilent Open simplifies the process of connecting and programming test systems to help engineers design, validate and manufacture electronic products. Agilent offers open connectivity for a broad range of system-ready instruments, open industry software, PC-standard I/O and global support, which are combined to more easily integrate test system development.



Agilent Direct

www.agilent.com/find/agilentdirect

Quickly choose and use your test equipment solutions with confidence.

Remove all doubt

Our repair and calibration services will get your equipment back to you, performing like new, when promised. You will get full value out of your Agilent equipment throughout its lifetime. Your equipment will be serviced by Agilent-trained technicians using the latest factory calibration procedures, automated repair diagnostics and genuine parts. You will always have the utmost confidence in your measurements. Agilent offers a wide range of additional expert test and measurement services for your equipment, including initial start-up assistance on site education and training, as well as design, system integration, and project management.

For more information on repair and calibration services, go to: www.agilent.com/find/removealldoubt

For more information on Agilent Technologies' products, applications or services, please contact your local Agilent office. The complete list is available at:

www.agilent.com/find/contactus

Phone or Fax

United States:	(tel) 800 829 4444 (fax) 800 829 4433
Canada:	(tel) 877 894 4414 (fax) 800 746 4866
China:	(tel) 800 810 0189 (fax) 800 820 2816
Europe:	(tel) 31 20 547 2111
Israel:	(tel) 972-3-9288-504/544
Japan:	(tel) 0120 (421) 345 (fax) (81) 426 56 7840
Korea:	(tel) (080) 769 0800 (fax) (080)769 0900
Latin America:	(tel) (305) 269 7500
Taiwan:	(tel) 0800 047 866 (fax) 0800 286 331
Other Asia Pacific Countries:	(tel) (65) 6375 8100 (fax) (65) 6755 0042

Email: tm_ap@agilent.com

Revised: 10/24/07

© Agilent Technologies, Inc. 2008

Printed in USA, 11th June 2008

5989-7860EN



Agilent Technologies